













baumatex.de








## P R O M O V E

Modell	Art.-Nr.	Ø (mm)	L (mm)	kg	€ Standard	€ SOV
P3 SH PMV 90	BM 1000 	45	500	5,4	136,90	184,80
P3 P / P3 PS	BM 0409 	46	450	6	122,89	165,9
P4 SH PMV 140	BM 0410 	54	500	8	165,00	222,75
P5 / P5 P / P5 PS PMV 110 PMV 150 - XP 150	BM 0411 	56	500	9	190,00	256,50
P6 SH / P6 SB PMV 190	BM 0413 	64	600	13	240,00	324,00
P6	BM 0450 	64	600	13	260,00	354,00
P6 P / P6 PS	BM 0451 	64	550	13	210,00	304,00
P12 SH / SB PMV 290 / PMV 390	BM 1005 	80	650	18	265,00	357,75
P12 P / P 12 PS PMV 300 P / 400 PS MHD 30 P / 40 PS	BM 0452 	80	700	25	263,50	355,73
P13 SH	BM 0459 	80	700	25	263,50	355,73



baumatex.de

## P R O M O V E

Modell	Art.-Nr.	Ø (mm)	L (mm)	kg	€ Standard	€ SOV
P14 SH PMV 590	BM 0414 	90	850	38	322,80	435,80
P16 SH PMV 690	BM 1010 	95	850	41	353,80	477,65
P18 PS	BM 0420 	100	850	46	432,00	583,20
P23 SH PMV 1000	BM 1015 	114	1.000	70	470,00	634,50
P22	BM 1017 	118	1.000	75	614,60	829,70
P24 PS MHD 120	BM 1303 	120	970	78	671,40	906,40
P27 SH PMV 1390	BM 1018 	120	1.100	80	697,20	941,20