













baumatex.de

CASE						
Modell	Art.-Nr.	Ø (mm)	L (mm)	kg	€ Standard	€ SOV
CB 27 S	BM 2100 	42	400	3,5	106,70	144,05
CB 140 CB 32	BM 0895 	45	500	6	129,60	174,95
CB 200 CB 45	BM 0889 	50	530	7,5	193,00	260,55
CB 370 CB 65	BM 0901 	63	680	15	212,00	286,20
CB 620 CB 85	BM 0902 	70	730	21	255,60	345,05
CB 120	BM 1317 	84	840	34	330,53	446,21
CB 1150 CB 150	BM 0903 	95	900	45	410,60	554,30
CB 1450	BM 0894 	106	1.050	66	542,30	732,10
CB 2850 CB 200 S	BM 0893 	115	1.050	78	593,90	801,75
CB 260 S	BM 1318 	125	1.000	91	980,00	1.274,00